



Step 1 - 10 pieces



HINT: notice compass directions on all pieces


Step 2 - 3 pieces




Step 2a - 3 pieces installed



inside view



Step 3 - 8 pieces



HINT: notice compass directions on all pieces

Step 4 - 5 pieces



HINT: dome arches are numbered, install
order 4, 3, 2, 1

Step 4a



Step 5 - 41 pieces



Step 5a



Step 6 - 27 pieces



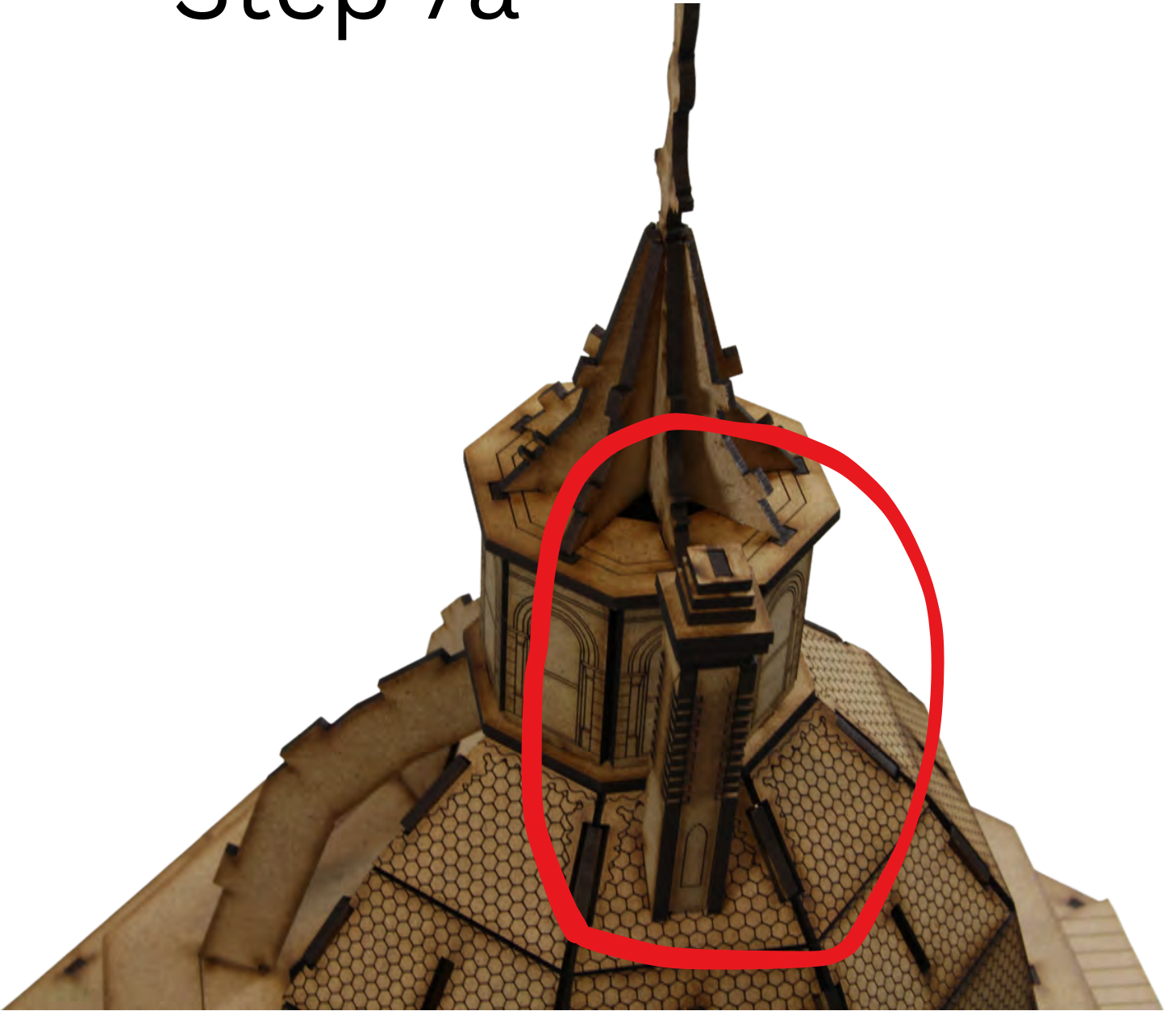
HINT: chimney cap pieces are numbered

Step 7 - 48 pieces



HINT: Chimney on South side

Step 7a



Step 7b



Step 8 - > 84 pieces



Step 8a - different angle



Step 8b - lots of little pieces



Step 9 - stairs and lamp posts







*The Armour-Tither Octagon House
of Irvington, New York*

In 19th century America, octagonal houses were a popular mode of construction following the publication of a book, *The Octagon House, A Home for All*, by Croton Square Fowler, a phrenologist, a scientist, and amateur architect. In 1872, an earlier and simpler house was purchased by Joseph Tither, a prominent New York City sea merchant. His alterations created the present New York City sea plane to use the house as a summer retreat. Tither added the porch and the veranda to create a classical, elaborately detailed ancient temple substantially colored, detailed, and decorated so as to amuse its viewers.